

## COMMUNITY HOMELESSNESS REPORT SUMMARY

Windsor Essex

2022-2023

The Community Homelessness Report (CHR) is an annual Reaching Home reporting deliverable that supports communities to prevent and reduce homelessness using a more coordinated, systems-based and data-driven response. The CHR was designed to support local discussions and decision making, using all of the information about homelessness currently available at the community level. Communities are encouraged to use their CHR data to develop clear plans of action that help them to reach their homelessness reduction targets and to leverage the collective efforts of service providers working across the community, regardless of how they are funded.

**This is a summary of the CHR for the 2022-23 reporting cycle.** It shows the community's self-assessment of Reaching Home implementation, which includes the following key components:

- meaningful collaboration between Indigenous and non-Indigenous partners (see Section 1);
- community-level governance, coordinated service delivery (Coordinated Access) and use of a Homelessness Management Information System or HMIS (see Section 2); and,
- an outcomes-based approach (tracking community-level outcomes and progress against targets using a Unique

identifier or By-Name List, referred to as a List; see Section 3).

If the community was able to report on outcomes and targets, this CHR Summary also includes results for each of the five core outcomes of Reaching Home (see Section 4).

**Section 1. Community Context – Collaboration between Indigenous and Non-Indigenous Partners**

Does your community, as a Designated Community (DC), also receive Reaching Home Indigenous Homelessness (IH) funding?

No – only DC funding is available


Specific to Coordinated Access and the HMIS, has there been ongoing, meaningful collaboration between the DC or Territorial Homelessness (TH) CE and local Indigenous organizations over the reporting period?	Yes
Describe this collaboration in more detail.	
<p>The City of Windsor has participated in the Built for Zero - Canada initiative since its inception. This work included a number of organizations in Windsor Essex including Can Am Indian Firendship Centre (CAIFC) to ensure the needs of Indigenous Peoples are met. Additionally, the CE has met with CAIFC regarding data collection, ownership, use and storage of information collected and stored within HIFIS, CAIFC has a signed Data Sharing Agreement and began actively using HIFIS in early 2022. The CE remains committed to working with Indigenous partners to ensure policies and practices reflect the needs of Indigenous Peoples. The Executive Director of Can Am Indian Friendship Centre was a member of the CAB and provided feedback and recommendations to ensure the needs of Indigenous Peoples is reflected. CAIFC was one of the community agencies who participated in the creation of the By-Names Prioritized List through the Canadian Alliance to End Homelessness and continues to be consulted on the procedures governing its operation. The CE remains committed to continuing to consult and meet with CAIFC and other relevent Indigenous service providers to ensure the needs of Indigenous Peoples are met. CAB continues to be consulted monthly, regarding the implementation and ongoing progress of the BNPL and HIFIS implementation. Legal Assistance of Windsor has an Indigenous Justice Worker to provide support for people experiencing homelessness in housing.</p>	

With respect to the completion of the Community Homelessness Report (CHR), was there ongoing, meaningful collaboration between local Indigenous and non-Indigenous organizations and, where applicable, the IH CE and/or IH CAB?	Yes
Describe this collaboration in more detail.	
<p>CAB membership includes Indigenous representation and feedback was received during discussions with the CAB on the review and development of the CHR. All questions on the CHR were discussed and reviewed with CAB membership. Data detailed in the CHR was obtained through the Windsor Essex By-Names Prioritized List (BNPL).</p>	



## Section 2. Coordinated Access and Homelessness Management Information System (HMIS) Self-Assessment

### Summary Tables

The table below provides a summary of the work your community has done so far to meet the Reaching Home minimum requirements for Coordinated Access and an HMIS.

	Met	Started	Not Yet Started
<b>Number of minimum requirements</b>	18	0	0

The table below shows the percentage of minimum requirements completed for each core Coordinated Access component.

Governance	HMIS	Access Points to Service	Triage and Assessment	Coordinated Access Resource Inventory	Vacancy Matching and Referral
100%	100%	100%	100%	100%	100%

### Summary Comment

Are there particular efforts and/or issues that you would like to highlight for this reporting period related to your community's work to achieve the Reaching Home minimum requirements?

A community challenge in Windsor remains trying to increase agency participation that provide housing subsidies connected to other funding sources. Youth and adult supportive housing placements were added and resulted in more youth and chronic homelessness housing move ins. Increased collaboration between health partners for coordinated discharge planning from the hospital was launched in 2022 and has supported individuals moving into housing from hospital and finding appropriate medical follow up in low barrier health models.

We have struggled to have lived experience representation on CAB. An expression of interest to secure more diverse voices from different sectors will be completed in 2023. City administration as CE is working to combine BNPL into HIFIS, and has convened a workgroup to highlight the challenge of integrating the two.

## Section 3. Outcomes-Based Approach Self-Assessment

### Summary Tables - Minimum Requirement

The tables below provide a summary of the work your community has done so far to transition to an outcomes-based approach under Reaching Home.

Step 1: Has a List	Step 2: Has a real-time List	Step 3: Has a comprehensive List
Yes	Yes	Yes

#### Step 4: Can report monthly outcomes and set targets using data from the List (reporting in Section 4 is mandatory for 2023-24 CHR's, if not earlier)

List was in place as of January 1, 2023 (or earlier)	Can generate monthly data	Has set targets	Has an outcomes-based approach in place
Yes	Outcome 1: Yes	Outcome 1: Yes	Yes
	Outcome 2: Yes	Outcome 2: Yes	
	Outcome 3: Yes	Outcome 3: Yes	
	Outcome 4: Yes	Outcome 4: Yes	
	Outcome 5: Yes	Outcome 5: Yes	

#### Step 4: Can report annual outcomes and set targets using data from the List (reporting in Section 4 is mandatory once annual data can be generated)

List was in place as of April 1, 2022 (or earlier)	Can generate annual data	Has set targets	Has an outcomes-based approach in place
Yes	Outcome 1: Yes	Outcome 1: Yes	Yes
	Outcome 2: Yes	Outcome 2: Yes	
	Outcome 3: Yes	Outcome 3: Yes	
	Outcome 4: Yes	Outcome 4: Yes	
	Outcome 5: Yes	Outcome 5: Yes	

### Summary Comment

Are there particular efforts and/or issues that you would like to highlight for this reporting period related to your community's work to transition to an outcomes-based approach under Reaching Home?

The establishment of the Essex County Homelessness Hub (ECH2) has served as a means to provide service to individuals experiencing homelessness in rural areas of the region. In addition, it provides opportunity for individuals experiencing homelessness to seek services and to be placed on the BNPL as required. This initiative is working to improve the quality of the data specifically in the County of Essex as there have been perceived data gaps in the past. Additional efforts to improve the outcomes based approach has been to improve discussions related to provincially funded institutions to identify the housing needs of persons experiencing homelessness who have high rates of recidivism into those systems. The BNPL, HIFIS and CHR continue to be leveraged to improve service planning at the individual, program and system level; this includes the housing needs of the highest acute and the planning of the Housing Hub which is intended to service 63 people experiencing homelessness who are not able to be appropriately housed within the current housing spectrum available in Windsor Essex.

## More information about the Unique Identifier List

### Step 1. Have a List

Where does data for the List come from?

- HIFIS
- Excel
- Other HMIS
- Other data source(s)
- Not applicable – Do not have a List yet

Please describe how the List is created using HIFIS:

Windsor Essex has had a quality BNPL that has been validated since 2018. Integration is being worked on to ensure the data meets fidelity. There are challenges with creating a full integration between the BNPL and HIFIS, this is an ongoing priority for the City of Windsor.

In the future, will data from the community's HMIS (either HIFIS or an existing, equivalent system) be used to get data for the List?

Yes

**Step 1. Have a List (cont.)**

**For the List, does the community have...**

A written policy/protocol that describes how interaction with the homeless-serving system is documented	Yes
A written policy/protocol that describes how housing history is documented	Yes

**Chronic homelessness**

x	Federal definition
	Local definition

**From the List, can the community get data for...**

Newly identified on the List	Yes
Activity and inactivity	Yes
Housing history	Yes

**From the List, can the community get demographic data for...**

Age	Yes	Indigenous identity	Yes
Household type	Yes	Veteran status	Yes
Gender identity	Yes		

**Step 2. Have a real-time List**

How often is information about people experiencing homelessness updated on the List?	Daily
Is people's interaction with the homeless-serving system (activity and inactivity) updated regularly on the List?	Yes
Is housing history updated regularly on the List?	Yes
Is there a process in place for keeping chronic homelessness status on the List up-to-date?	Yes

### Step 3. Have a comprehensive List

Does the community have a document that identifies and describes all of the service providers that help people experiencing homelessness with their housing challenges?

Under development

**Optional question:** How does data from the List compare to other community-level data sources that are considered accurate or valid? This is an optional follow-up question for communities that have completed the “*Understanding Community-Level Data*” worksheet.

Community did not complete this optional question.

### Step 4. Track outcomes and progress against targets using data from the List

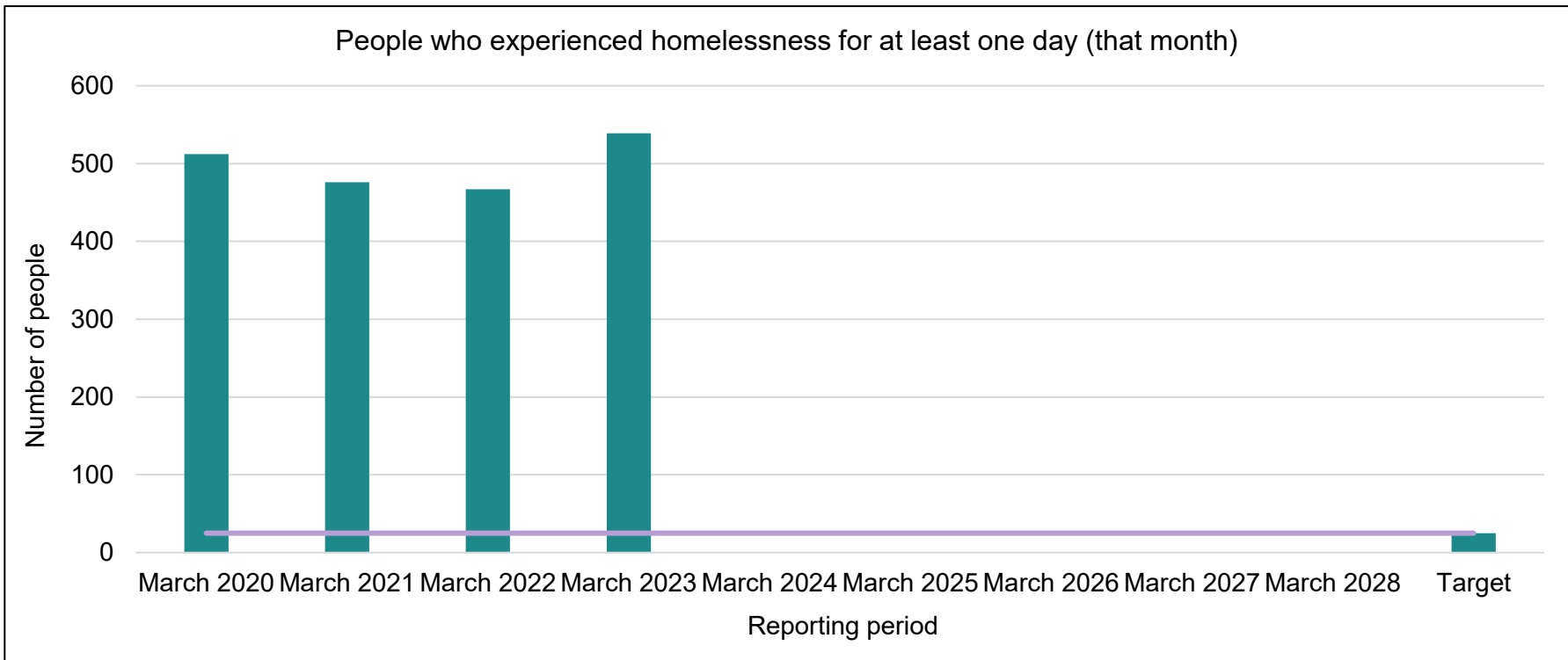
Does the List meet the benchmark of a “Quality By-Name List” confirmed by the Canadian Alliance to End Homelessness?

Yes

## Section 4. Community-Level Outcomes and Targets – Monthly

**Outcome #1: Fewer people experience homelessness (homelessness is reduced overall)**

	March 2020	March 2021	March 2022	March 2023	March 2024	March 2025	March 2026	March 2027	March 2028	Target
People who experienced homelessness for at least one day (that month)	512	476	467	539						25



**Context for Outcome #1 (monthly):**

Please provide context about your results, as applicable.

\*Please insert comment here\*

Was the HIFIS "**Community Homelessness Report**" used to generate data for this outcome?

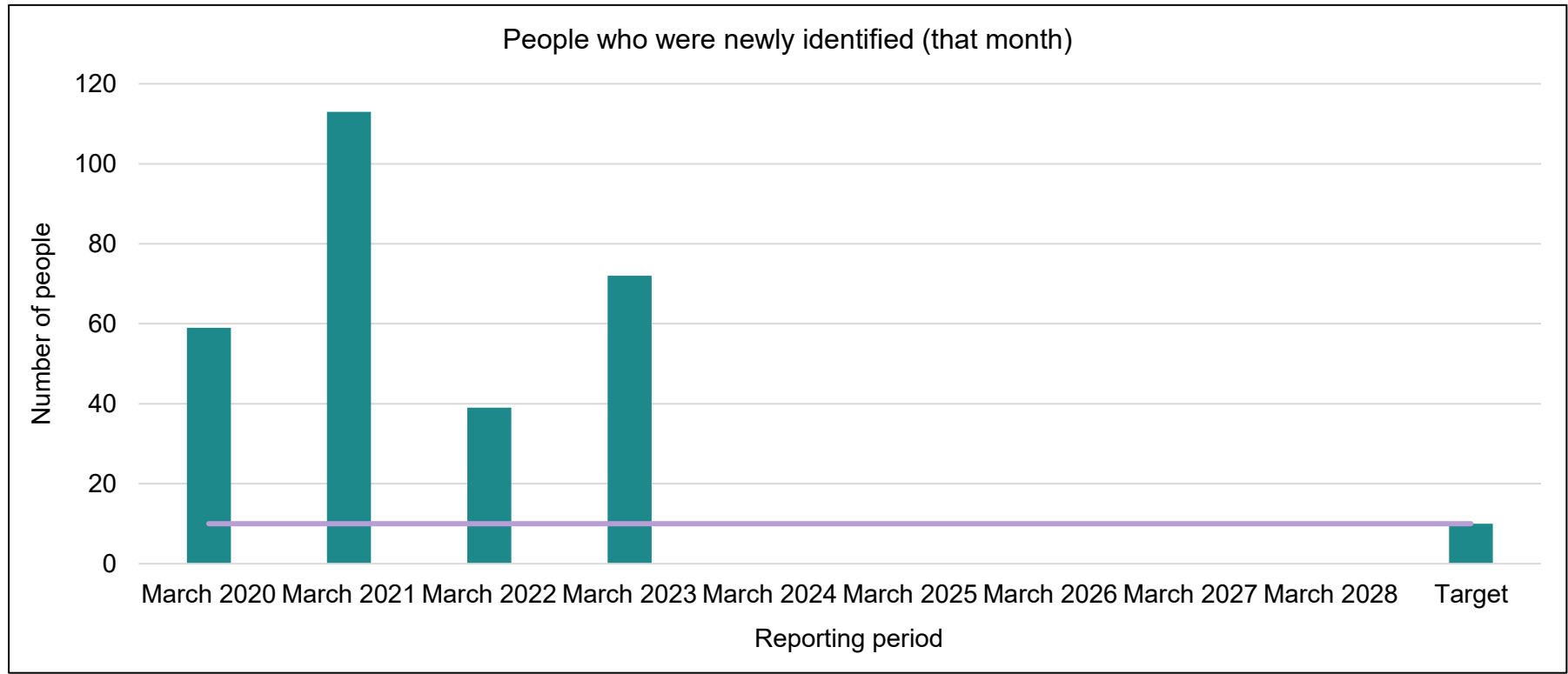
No

Was the federal standard for calculating this outcome used (see Annex A)?

Yes

**Outcome #2: Fewer people were newly identified (new inflows to homelessness are reduced)**

	March 2020	March 2021	March 2022	March 2023	March 2024	March 2025	March 2026	March 2027	March 2028	Target
People who were newly identified (that month)	59	113	39	72						10



**Context for Outcome #2 (monthly):**

Please provide context about your results, as applicable.

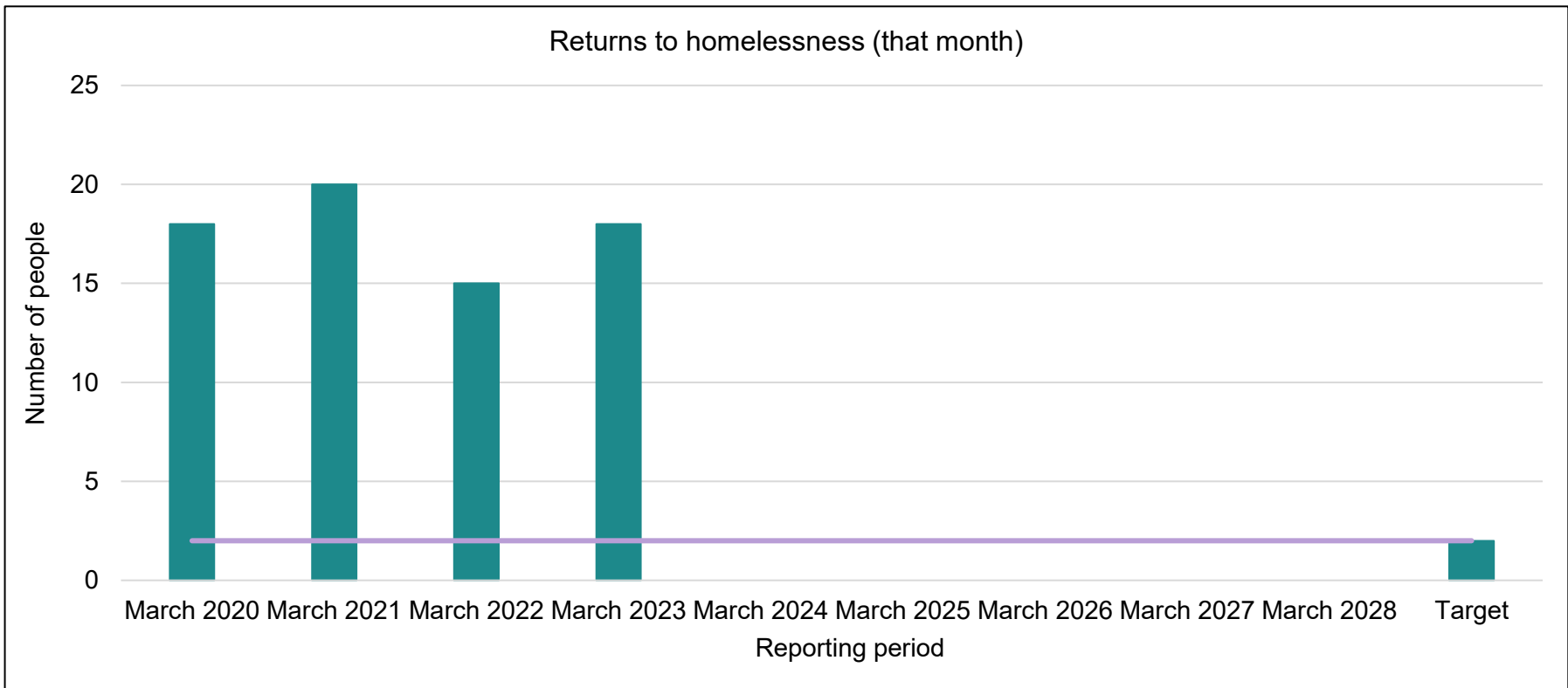
\*Please insert comment here\*

Was the HIFIS ***“Community Homelessness Report”*** used to generate data for this outcome?

No


**Outcome #3: Fewer people return to homelessness (returns to homelessness are reduced)**

	March 2020	March 2021	March 2022	March 2023	March 2024	March 2025	March 2026	March 2027	March 2028	Target
Returns to homelessness (that month)	18	20	15	18						2



**Context for Outcome #3 (monthly):**

Please provide context about your results, as applicable.

\*Please insert comment here\*

Was the HIFIS "**Community Homelessness Report**" used to generate data for this outcome?

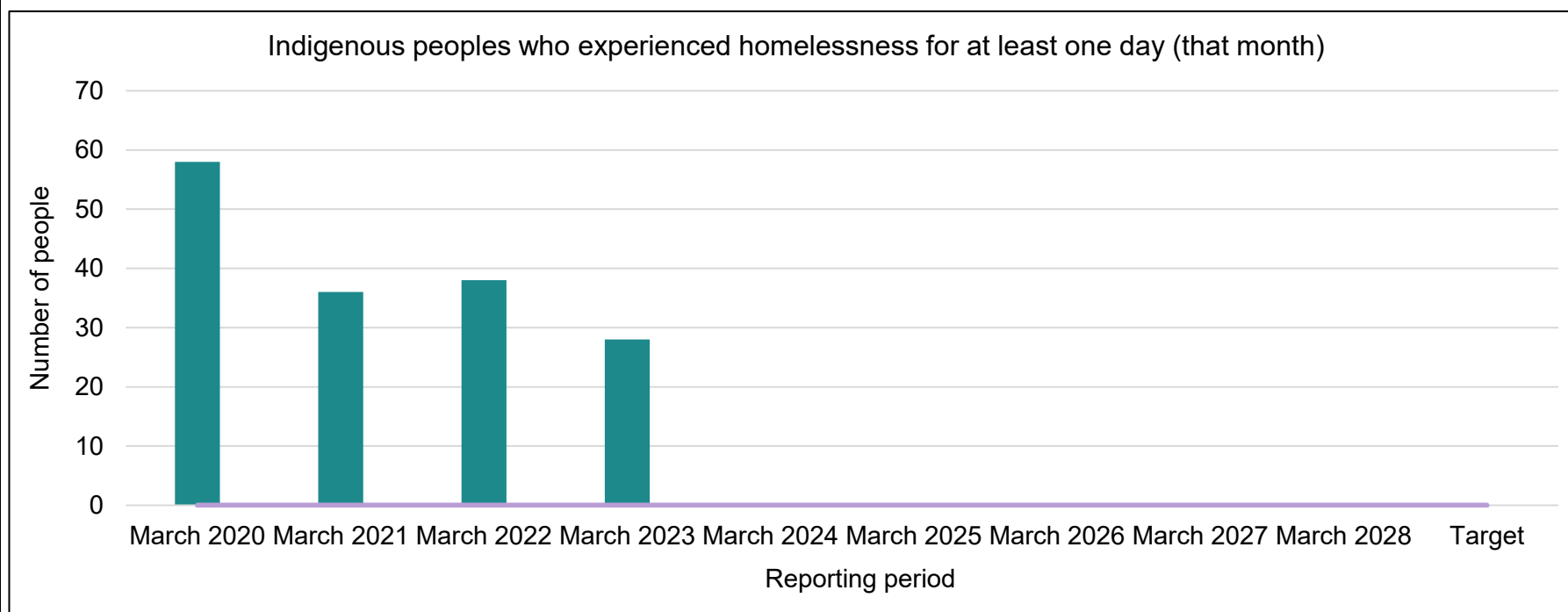
No

Was the federal standard for calculating this outcome used (see Annex A)?

Yes

**Outcome #4: Fewer Indigenous peoples experience homelessness (Indigenous homelessness is reduced)**

	March 2020	March 2021	March 2022	March 2023	March 2024	March 2025	March 2026	March 2027	March 2028	Target
Indigenous peoples who experienced homelessness for at least one day (that month)	58	36	38	28						0



**Context for Outcome #4 (monthly):**

Please provide context about your results, as applicable.

\*Please insert comment here\*

Was the HIFIS "**Community Homelessness Report**" used to generate data for this outcome?

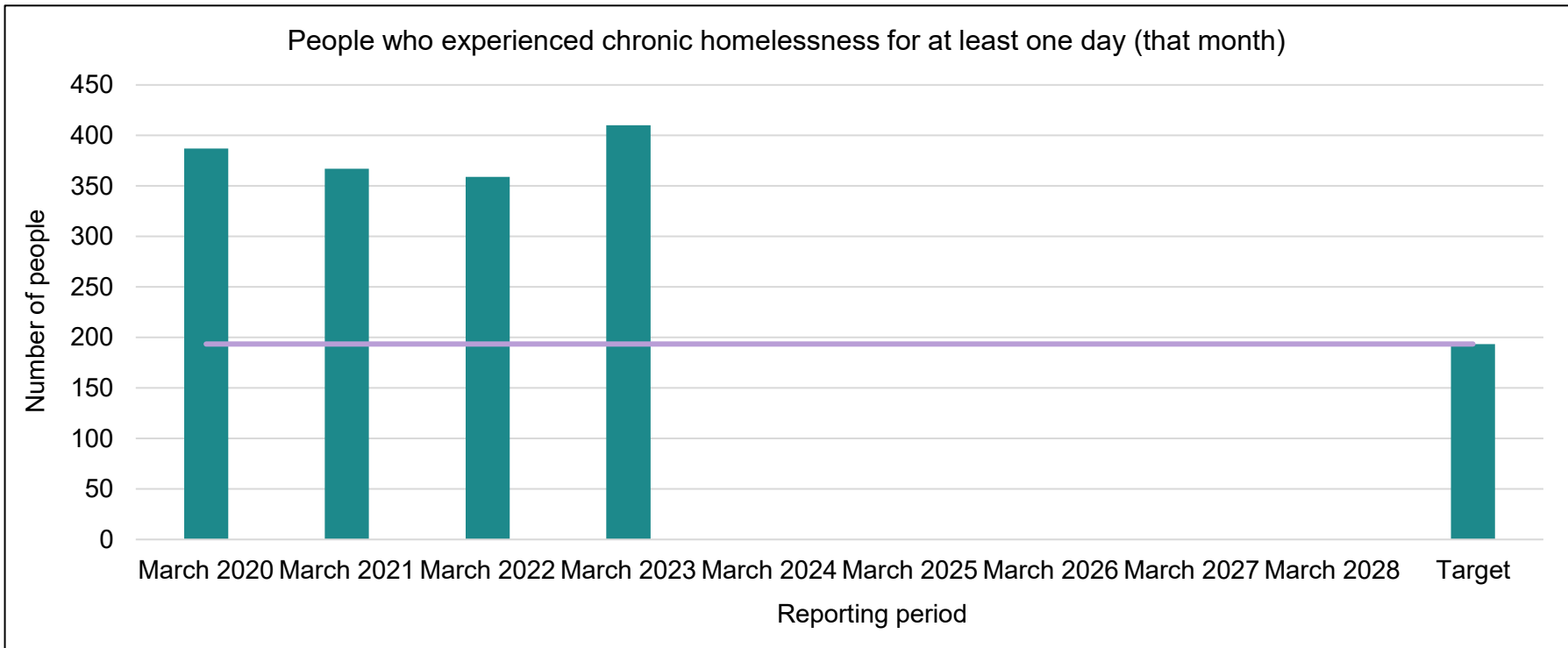
No

Was the federal standard for calculating this outcome used (see Annex A)?

Yes

**Outcome #5: Fewer people experience chronic homelessness (chronic homelessness is reduced)**

	March 2020	March 2021	March 2022	March 2023	March 2024	March 2025	March 2026	March 2027	March 2028	Target
People who experienced chronic homelessness for at least one day (that month)	387	367	359	410						193.5



**Context for Outcome #5 (monthly):**

Please provide context about your results, as applicable.

\*Please insert comment here\*


Was the HIFIS "**Community Homelessness Report**" used to generate data for this outcome?

No

Was the federal standard for calculating this outcome used (see Annex A)?

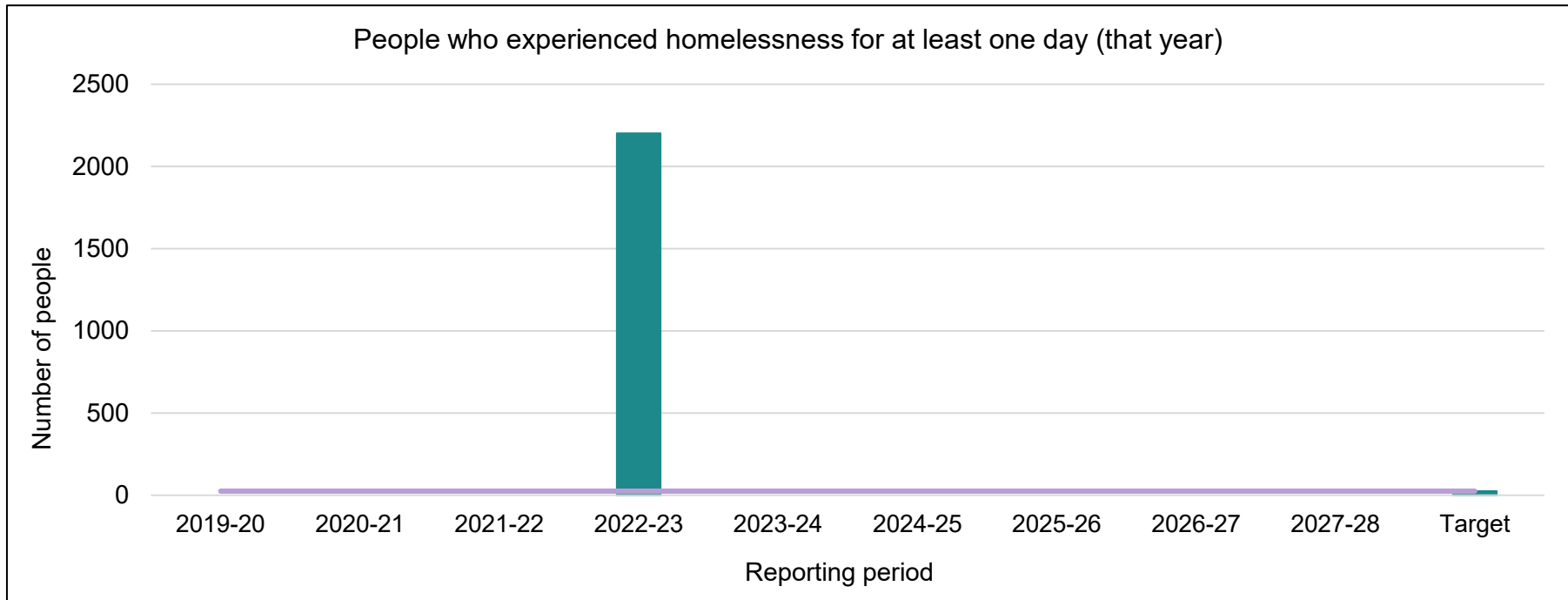
Yes

## Section 4. Community-Level Outcomes and Targets – Annual



**Outcome #1: Fewer people experience homelessness (homelessness is reduced overall)**

	2019-20	2020-21	2021-22	2022-23	2023-24	2024-25	2025-26	2026-27	2027-28	Target
People who experienced homelessness for at least one day (that year)	n/a	n/a	n/a	2202						25



**Context for Outcome #1 (annual):**

Please provide context about your results, as applicable.

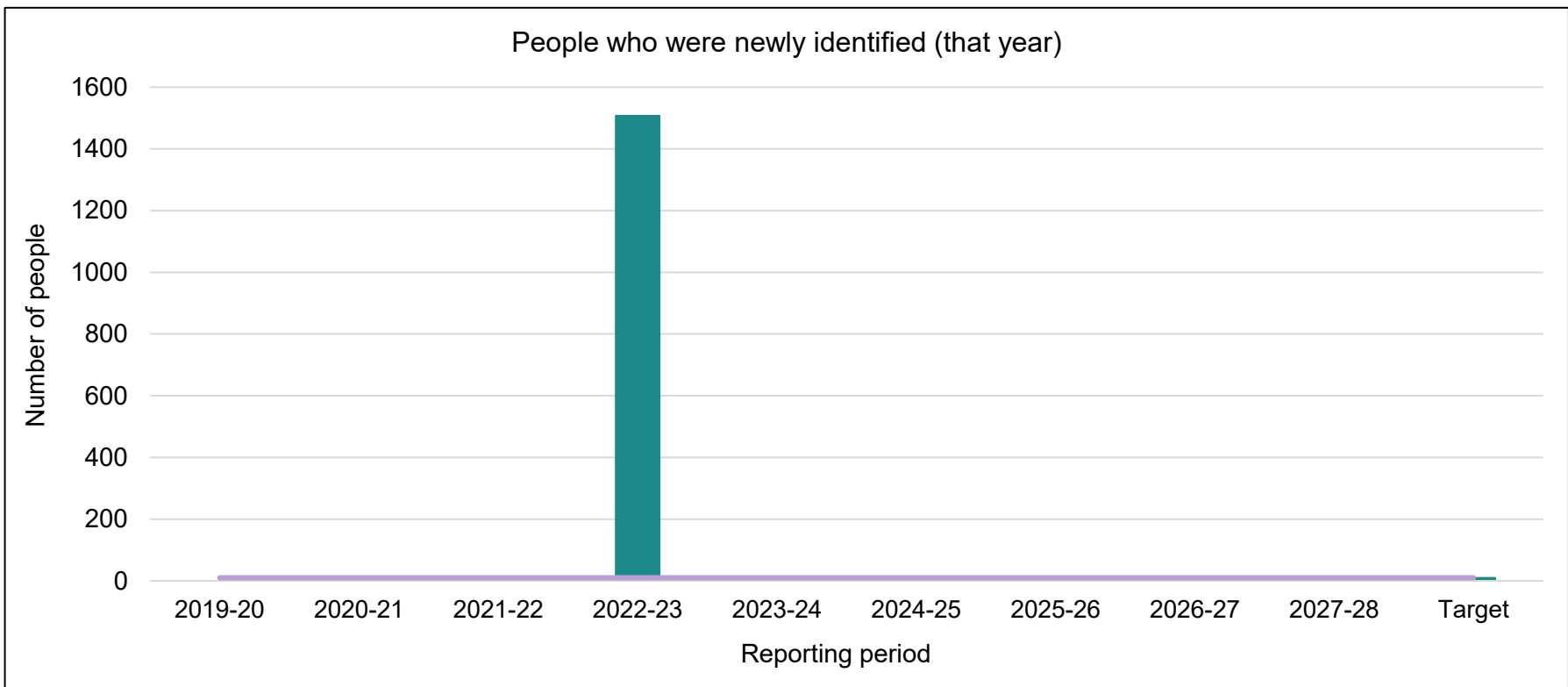
Data in 2022-2023 has been extracted solely from HIFS, previous figures were extracted from the Excel BNPL

Was the HIFIS ***“Community Homelessness Report”*** used to generate data for this outcome?

Yes


**Outcome #2: Fewer people were newly identified (new inflows to homelessness are reduced)**

	2019-20	2020-21	2021-22	2022-23	2023-24	2024-25	2025-26	2026-27	2027-28	Target
People who were newly identified (that year)	n/a	n/a	n/a	1507						10



**Context for Outcome #2 (annual):**

Please provide context about your results, as applicable.

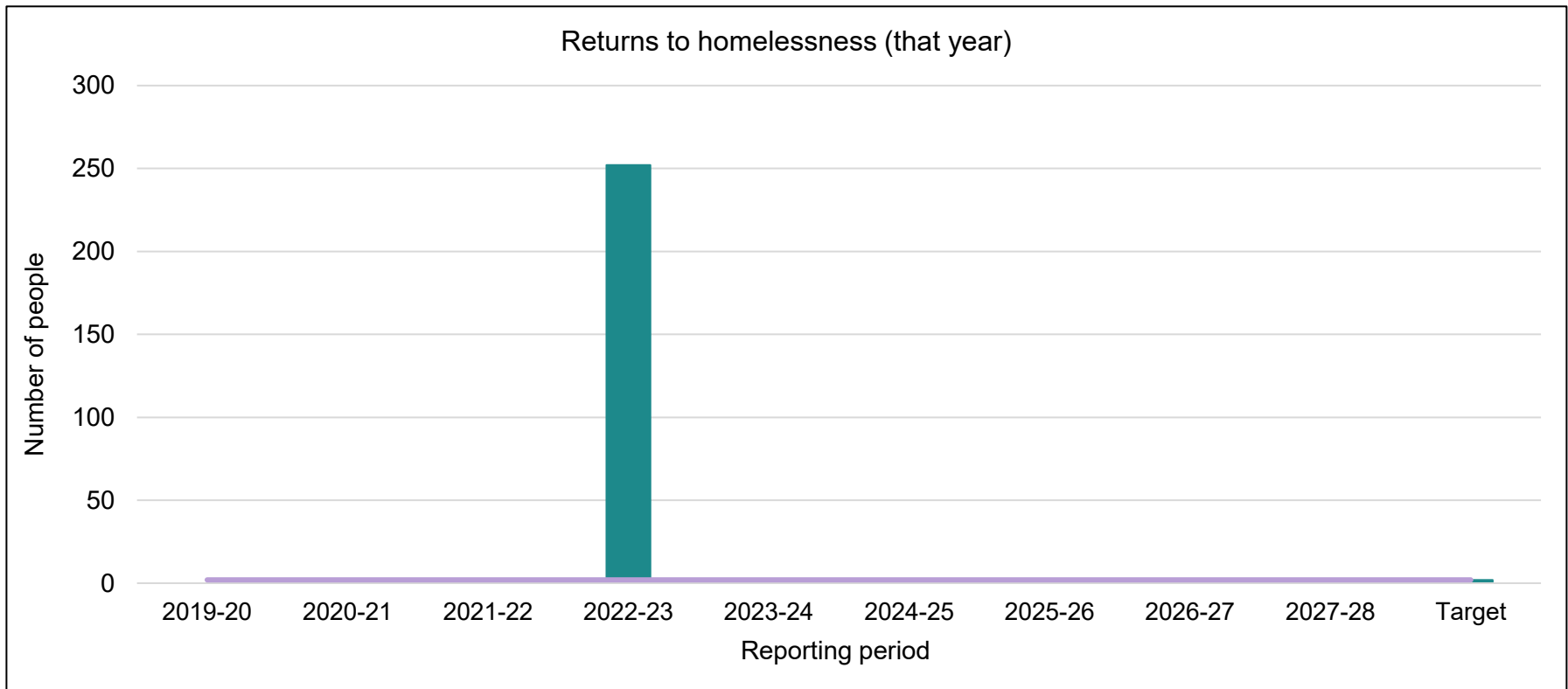
\*Please insert comment here\*

Was the HIFIS "**Community Homelessness Report**" used to generate data for this outcome?

Yes


**Outcome #3: Fewer people return to homelessness (returns to homelessness are reduced)**

	2019-20	2020-21	2021-22	2022-23	2023-24	2024-25	2025-26	2026-27	2027-28	Target
Returns to homelessness (that year)	n/a	n/a	n/a	252						2



**Context for Outcome #3 (annual):**

Please provide context about your results, as applicable.

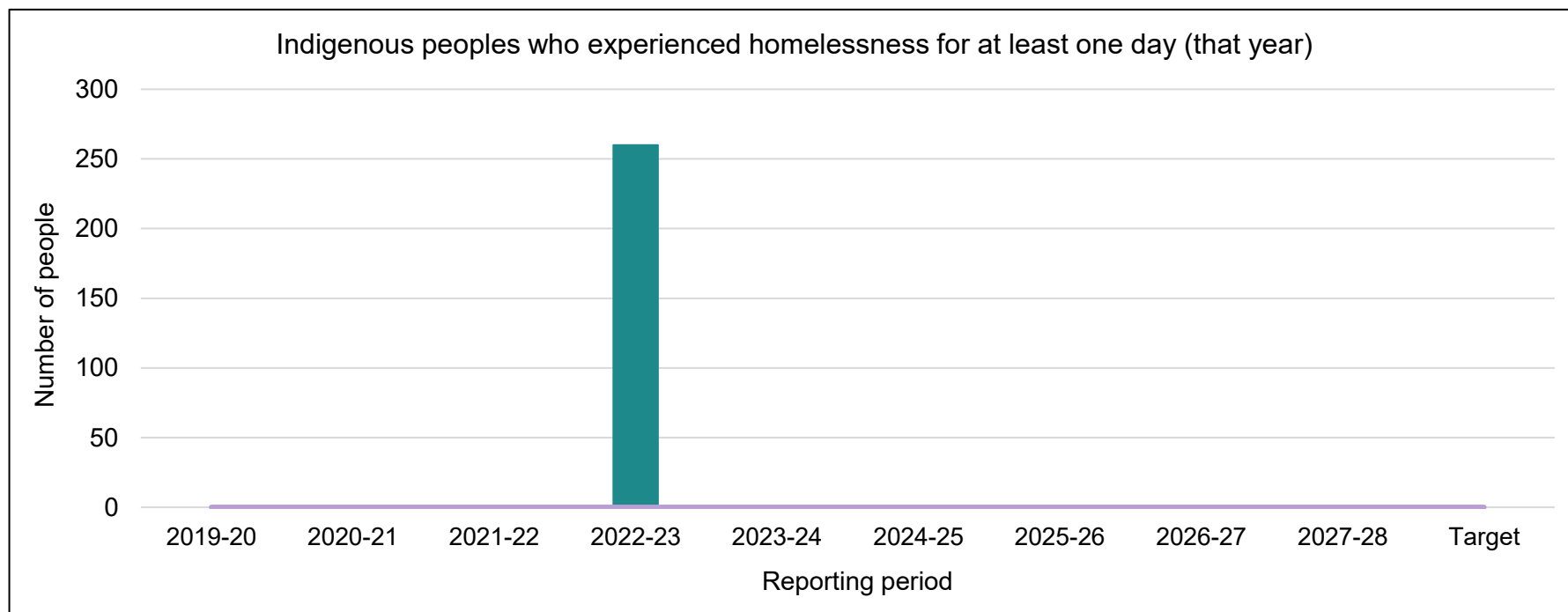
\*Please insert comment here\*

Was the HIFIS ***“Community Homelessness Report”*** used to generate data for this outcome?

Yes


**Outcome #4: Fewer Indigenous peoples experience homelessness (Indigenous homelessness is reduced)**

	2019-20	2020-21	2021-22	2022-23	2023-24	2024-25	2025-26	2026-27	2027-28	Target
Indigenous peoples who experienced homelessness for at least one day (that year)	n/a	n/a	n/a	260						0



**Context for Outcome #4 (annual):**

Please provide context about your results, as applicable.

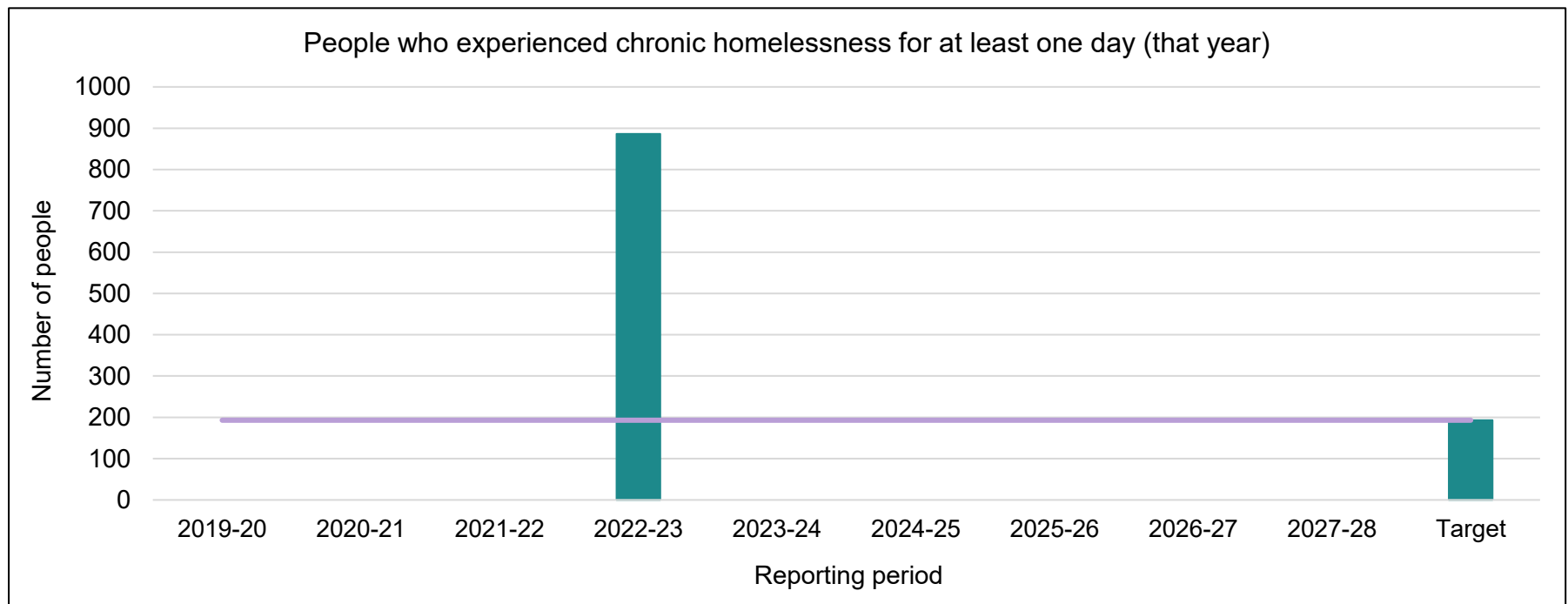
\*Please insert comment here\*

Was the HIFIS "**Community Homelessness Report**" used to generate data for this outcome?

Yes

**Outcome #5: Fewer people experience chronic homelessness (chronic homelessness is reduced)**

	2019-20	2020-21	2021-22	2022-23	2023-24	2024-25	2025-26	2026-27	2027-28	Target
People who experienced chronic homelessness for at least one day (that year)	n/a	n/a	n/a	886						193



Please provide context about your results, as applicable.

\*Please insert comment here\*

Was the HIFIS "**Community Homelessness Report**" used to generate data for this outcome?

Yes
